


Unit 1: Introduction to English.

Topic: Saying figures/ numbers.



Recalling

A: Your name, please?

B: Bob Nielsen

A: N-I-E-L-S-E-N? / N-I-E-L-S-O-N?

B: Yes, that's right. / No, N-I-E-L-S-E-N.

Country, Nationality & Language

She comes from... (country)	She is...(nationality)	She speaks... (language)
France		
	English	
	American	
Singapore	Singaporean	
Russia		
	German	
Scotland		
Spain		
	Colombian	
Australia		
Senegal		French
Hong Kong		
Canada		
	Egyptian	
Sweden		

Aims:

- Recognize numbers by their pronunciation as well as express yourselves by means of oral and written exercises to provide you with information about telephone numbers you might be needing in real life situations.
- Express personal information by means of oral exercises and pair work.

Find someone who...

1. _____ has a twelve in his/her address.
2. _____ has a six in his/her phone number.
3. _____ has more than four siblings.
4. _____ has a grandparent who is over seventy years old.
5. _____ knows the school's phone number.
6. _____ likes numbers better than letters.
7. _____ has a lucky number.
8. _____ has more than one zero in his/her address.
9. _____ can count to one hundred in English.
10. _____ 's favorite number is eleven.
11. _____ can say what number comes after 8888.

8 NUMBERS

1 Listen and practice.

0 1 2 3 4 5 6 7 8 9 10
zero (oh) one two three four five six seven eight nine ten

2 Say these numbers.



3 *Group work* Make a list of the names and telephone numbers in your group.

A: What's your telephone number?
B: It's 555-2916.

NIVARDO

Interchange 1:
Assistance

9 LISTENING

Victor is making a list of telephone numbers of students in his class. He's talking to Sarah Smith. Listen and write the numbers.


ARGELIO

Name	Telephone number
David Bloom	
Steven Carlson	555-9173
Nicole Johnson	
Lisa Liu	
Michael Lynch	
Brian Noguchi	
Sarah Smith	
Jennifer Wan	555-2947

Directory Assistance

Call Directory Assistance for some telephone numbers. Student A looks at page IC-2 and Student B looks at page IC-4.

RODRIGUEZ



Interchange 1

Directory Assistance – STUDENT B

Role play

1 You are the telephone operator. Student A is the customer. Student A needs some telephone numbers. Find the numbers in the “directory.” Follow this conversation:

Operator: Directory Assistance.

Customer: I need the number of

Operator: How do you spell the last name?

Customer:

Operator: And the first name?

Customer:

Operator: Thank you. The number is

DIRECTORY

1180

ROCHE, Annette.....	555-8125
RODRIGUES, Ada.....	555-9012
RODRIGUEZ, Ana.....	555-6734
ROKU, Kumiko.....	555-1392
ROSE, Pearl.....	555-2516
ROSEN, Paul.....	555-3519
RUDOLF, Karl.....	555-3418
RUDOLPH, Marc.....	555-0926
RUSSO, Antonio.....	555-6775



2 Now you are the customer and Student A is the telephone operator.
Ask for the numbers of these people:

number

Ms. Min Li Chang

Mr. Rolf Christo

Miss Andrea Cohen

Mr. Rafael Cardena

11 GREETINGS AND TITLES



1 Listen and practice. (Mr., Mrs., Miss, and Ms. are formal.)

Saying hello

- Hi.
- Hello.
- Good morning.
- Good afternoon.
- Good evening.




Saying good-bye

- Bye.
- Bye-bye.
- Good-bye. Have a nice day.
- See you tomorrow.
- Good night.



2 Practice the expressions with your classmates.

Practice 8. Page 8 Text book.
Practice 12 and 13. Page 9 Text book.



Write the corresponding figure:

- a) My room is _____. (fifteen-oh-seven).
- b) My passport number? It's _____.
(three-two-one-six-seven-nine).
- c) Can you tell me your telephone number?
- Yes, it's _____. (eight-twelve-oh-seven).
- d) Is your house number _____? (five-seven-oh-six).
- e) No, it's _____. (five-seven-oh-seven).

Practice in pairs:

Receptionist: What's your name?

Tina: Tina Clark.

R: Is that C-L-A-R-K?

T: Yes, that's right.

R: And what's your address?

T: 405 Robinson street.

R: And your passport number, please?

T: H 589813E

R: Can I have your telephone number, please?

T: Sure. It's 2475509.

R: Thank you.

Now practice with information of your own:

Receptionist: What's your name?

Tina: Tina Clark.

R: Is that C-L-A-R-K?

T: Yes, that's right.

R: And what's your address?

T: 405 Robinson street.

R: And your passport number, please?

T: H 589813E

R: Can I have your telephone number, please?


T: Sure. It's 2475509.

R: Thank you.

Fill in the blanks with personal information, then read it out.

I live at _____, _____ street. I was born on _____
_____. I have _____ brothers and _____
sisters. My identification (ID) number is _____.
My number in the official record is _____. My
house has _____ rooms. We are a family of
_____ members. I have been living here for
_____ years. I finished the primary school
in _____, high school in _____, and started
studying medicine in _____. I hope I will graduate
in _____.

Exercise 7. Page 13 Text book.



HOMEWORK:

- Write a paragraph about yourself similar to the one in exercise 7. (To be handed in)

